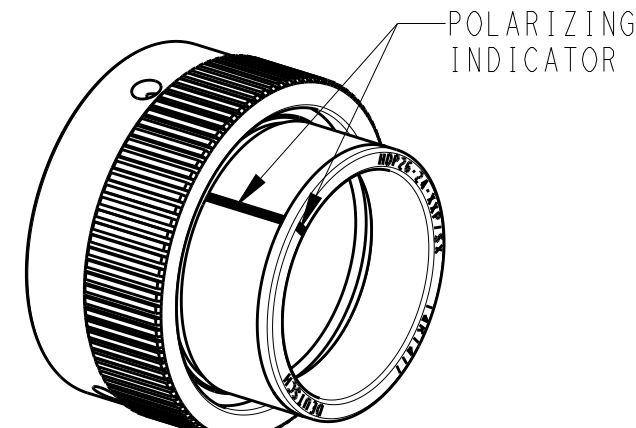
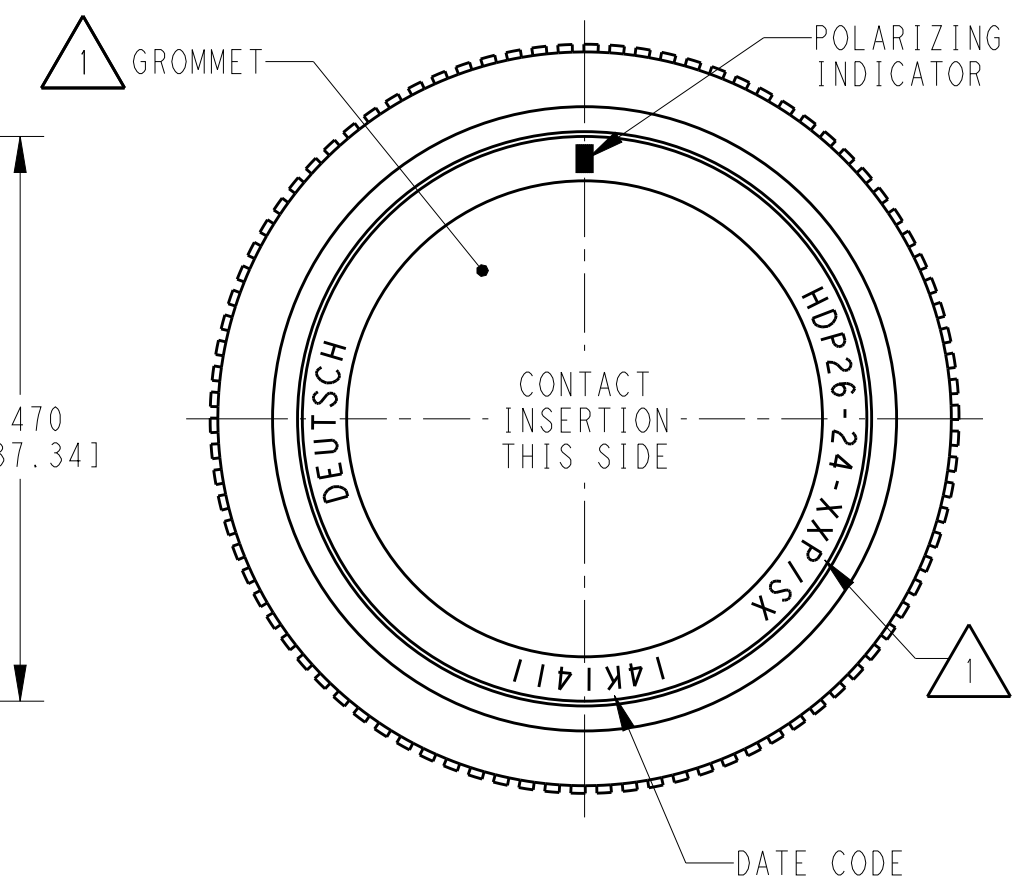
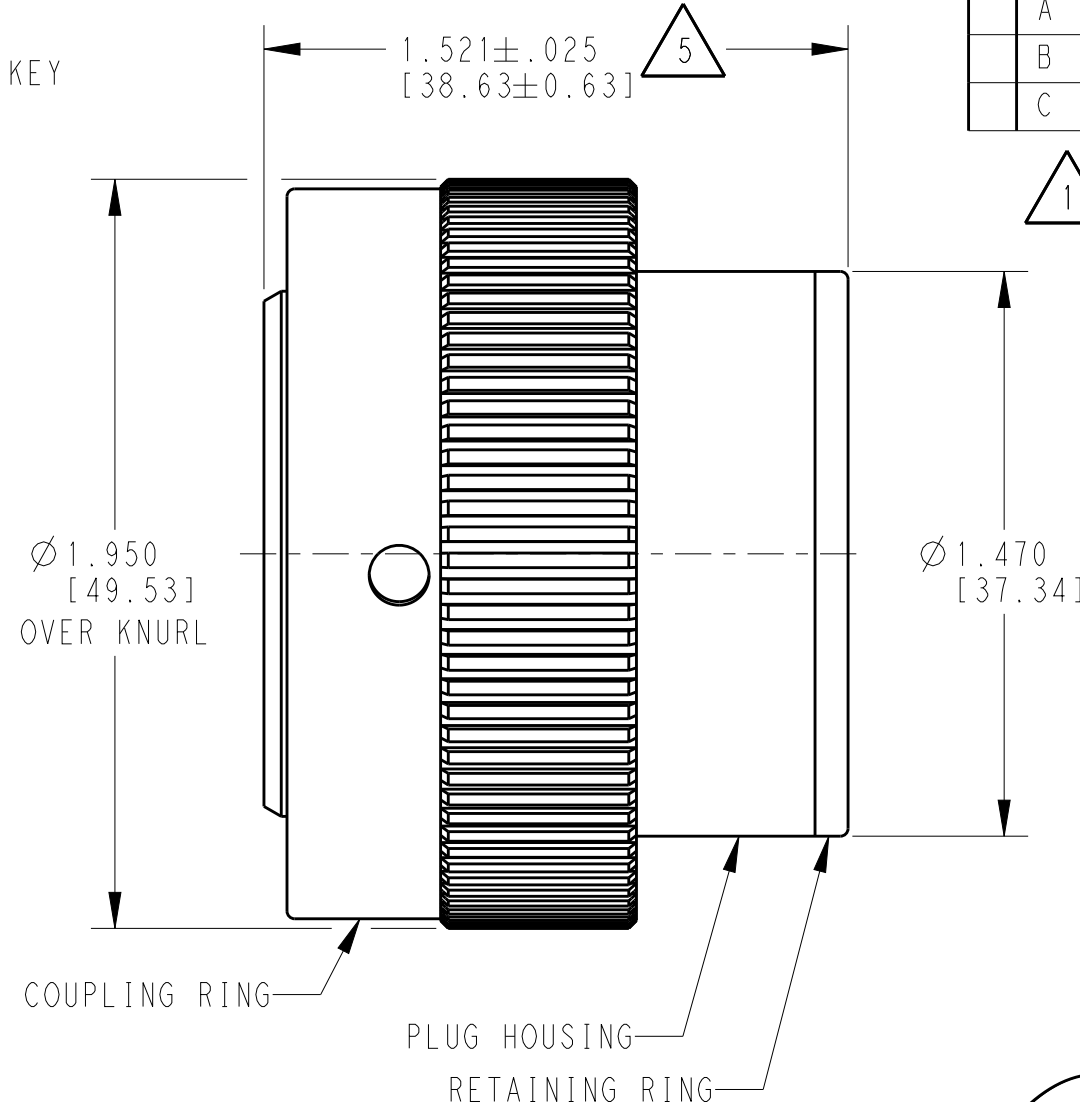
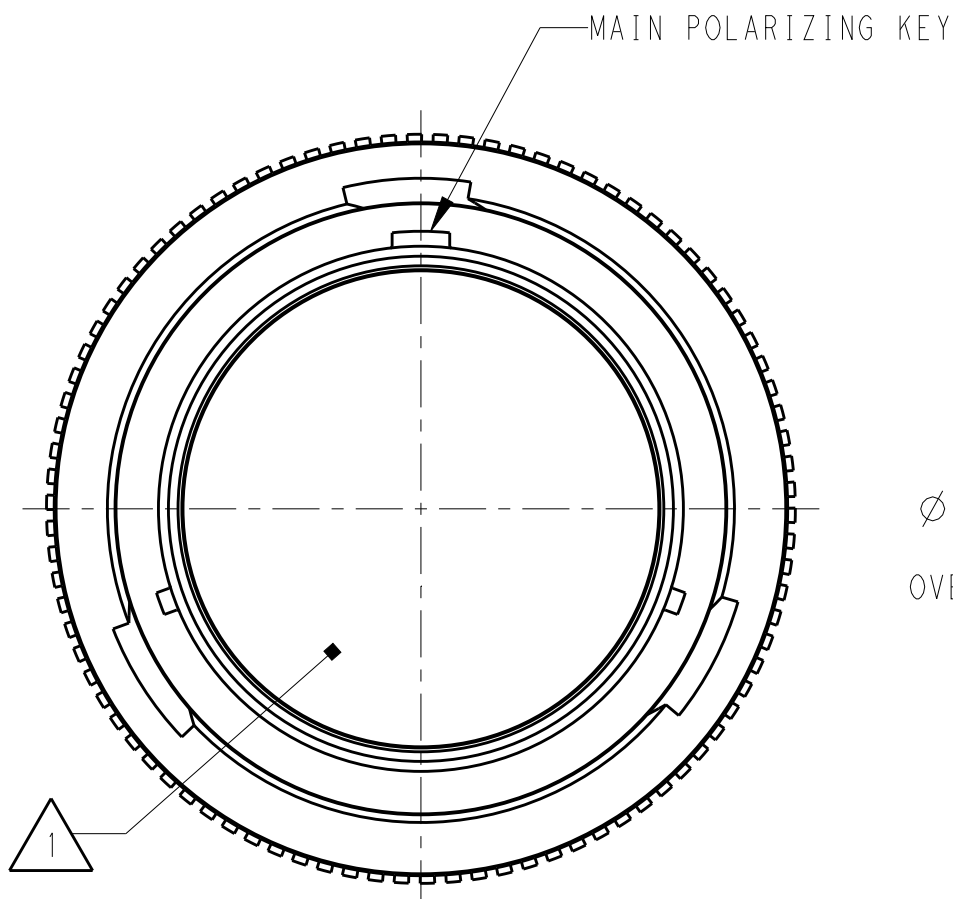


LOC	DIST	REVISIONS			
P	LTR	DESCRIPTION	DATE	DWN	APVD
		NC	NEW RELEASE PER E.O. P16572	07MAR2000	SB RDR
		A	REVISED PER E.O. P16875	29SEP2000	SB RDR
		B	REVISED PER E.O. P18119	15APR2003	AR RDR
		C	REVISED PER ECO-14-019072	23FEB2015	JA DM



SCALE 1:1

- 5 NOTED DIMENSION DOES NOT INCLUDE GROMMET PROTRUSION.
- 4 MATERIAL: PLUG HOUSING/COUPLING RING: PA66 GF10 (BLACK)  
 RETAINER RING: PA66 GF10 (GREEN, GRAY, BLUE)  
 GROMMET: SILICONE (ORANGE-RED)
- 3 SEE 0425-021-0000 APPLICATION SPECIFICATION  
 A. RECOMMENDED WIRE INSULATION RANGE  
 B. CONTACT REMOVAL TOOLS

2. THIS PLUG MATES WITH HDP24-24XXP/SX-XXXX RECEPTACLE  
 X = SEAL TYPE (N,T,E)  
 XX = INSERT ARRANGEMENT  
 XXXX = MODIFICATION

1 SEE CUSTOMER DRAWING 0425-014-2400 FOR AVAILABLE INSERT ARRANGEMENTS AND PART NUMBERS.

NOTES:

THIS DRAWING IS A CONTROLLED DOCUMENT.		DWN 06MAR2000 STEVE BEARD	TE Connectivity	
DIMENSIONS: INCHES [mm]		CHK 11APR2003 JAIME C. APOSTOL		
TOLERANCES UNLESS OTHERWISE SPECIFIED:		APVD 11APR2003 STEVE BEARD	NAME PLUG, COUPLING RING SIZE 24 HDP SERIES	
0 PLC ± 1 PLC ± 2 PLC ± 3 PLC ±.015 [0.38] 4 PLC ± ANGLES ± ±0°30'0"		PRODUCT SPEC 0425-021-0000	SIZE A3	
MATERIAL 4		APPLICATION SPEC 3	CAGE CODE 4AFU8	DRAWING NO HDP26-24-XXP/SX
FINISH N/A		WEIGHT	RESTRICTED TO -	
Customer Drawing		SCALE 2:1	SHEET 1 OF 1	REV C